

EXHIBIT A - COMMUNITY COLOR PALETTE

A community color pallet was created to enhance continuity between neighborhoods. This standard pallet is available community wide. Each body color is matched with a choice of accent and a door color. Body, trim and door colors are not interchangeable. Black of Night SW 6993 and Extra White SW 7006 door colors have been added to all color profiles.

SW 7006
Extra White

Interior / Exterior

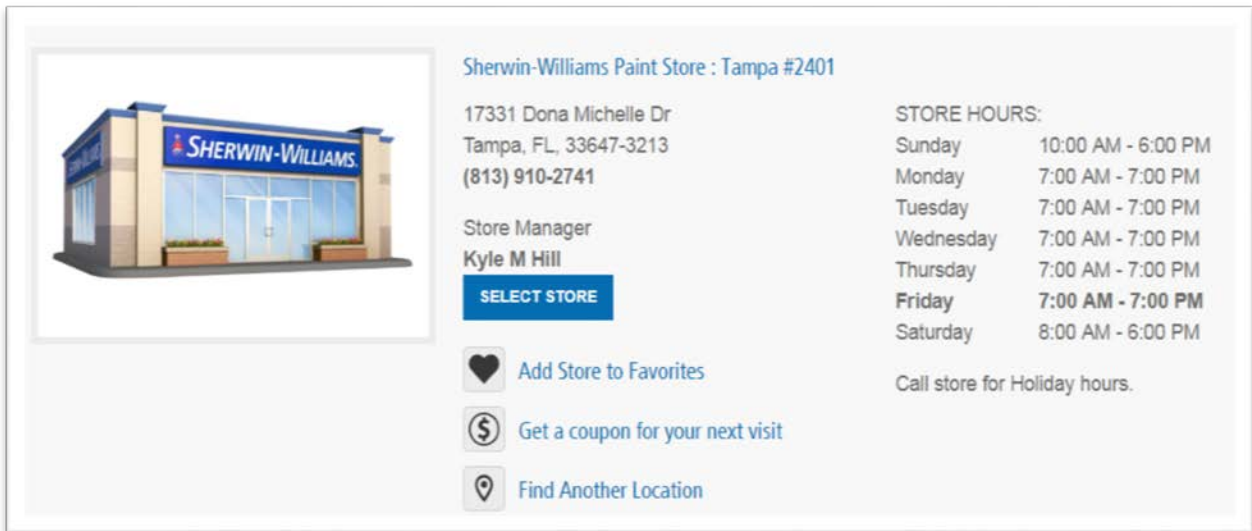
SW 6993
Black of Night

Interior / Exterior

Community Color Palettes can be viewed at the links below:

<https://www.sherwin-williams.com/homeowners/color/find-and-explore-colors/hoa>

Viewing color profiles on computer screens may differ from the actual color. You are encouraged view the actual paint samples at the Arbor Greene Community Center or at a nearby Sherwin Williams Store.



Sherwin-Williams Paint Store : Tampa #2401

17331 Dona Michelle Dr
Tampa, FL, 33647-3213
(813) 910-2741

Store Manager
Kyle M Hill

[SELECT STORE](#)

[Add Store to Favorites](#)

[Get a coupon for your next visit](#)

[Find Another Location](#)

STORE HOURS:

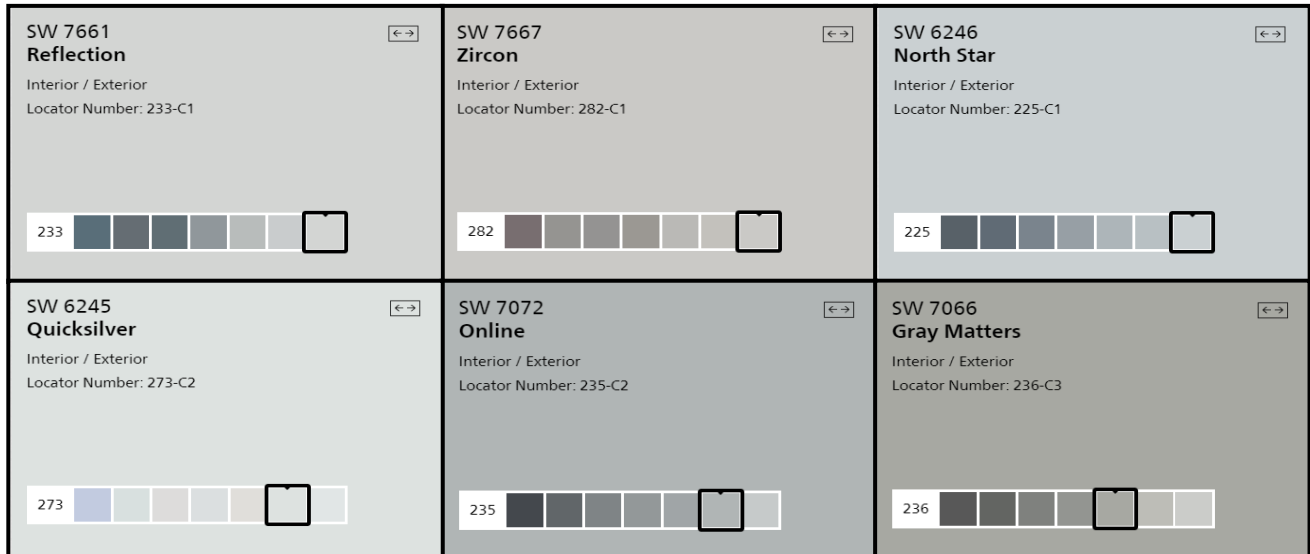
Sunday	10:00 AM - 6:00 PM
Monday	7:00 AM - 7:00 PM
Tuesday	7:00 AM - 7:00 PM
Wednesday	7:00 AM - 7:00 PM
Thursday	7:00 AM - 7:00 PM
Friday	7:00 AM - 7:00 PM
Saturday	8:00 AM - 6:00 PM

Call store for Holiday hours.

In addition to the original community color palettes, three (3) mix and match color palettes have been assembled for community use. Body, trim and door colors are not interchangeable, but homeowners can choose one of six body colors, one trim color and one door color from the mix and match palettes.

Mix & Match Palette - River Rock

Body color profiles



Trim color profiles

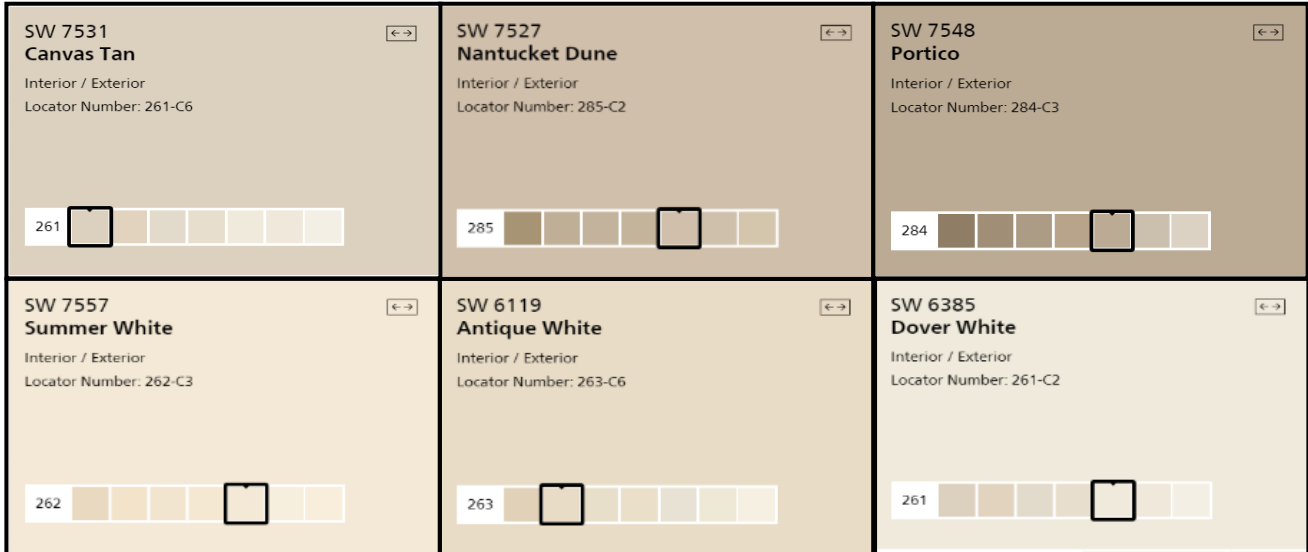


Door color profiles



Mix & Match Palette - Desert Sand

Body Color Palette



Trim Color Palette

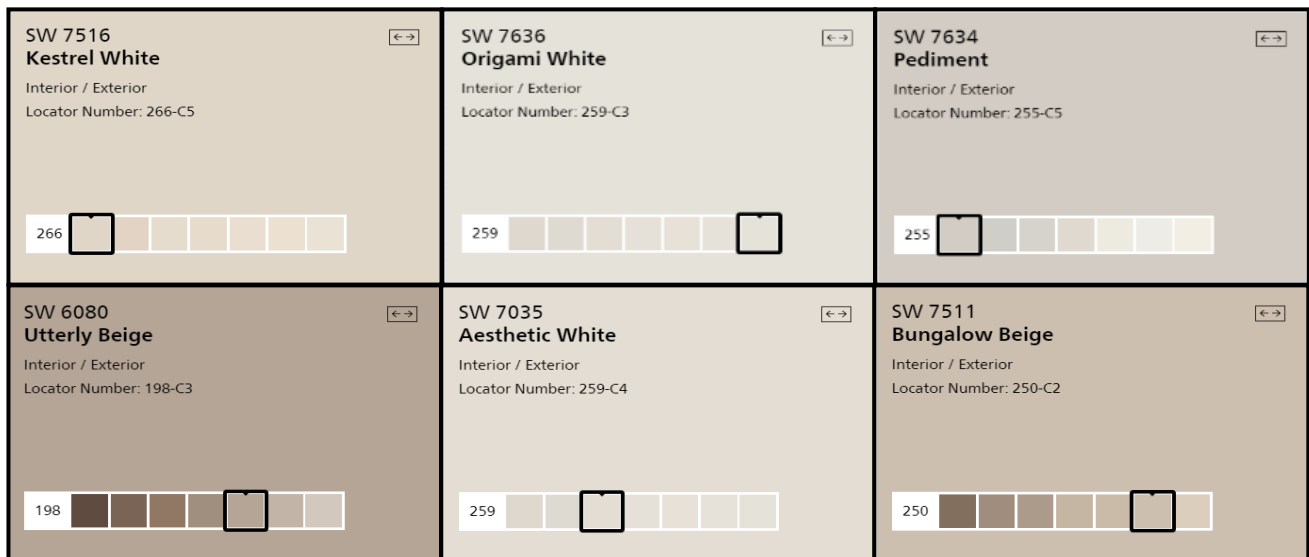


Door Color Palette



Mix & Match Palette - Mountain View

Body Color Palette



Trim Color Palette



Door Color Palette

